




**PERENNIAL
RYEGRASS**



HOME RUN
PERENNIAL RYEGRASS

FITS ANY SITUATION

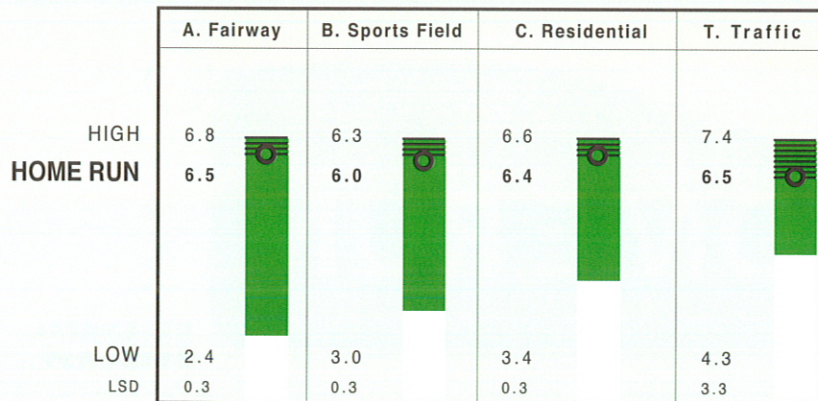
- TOP A, B, C, NTEP QUALITY
- SUMMER STRESS TOLERANT
- TIGHT DENSITY
- EARLY GREENUP
- RESISTS TRAFFIC DAMAGE

Home Run perennial ryegrass scores in the highest NTEP group for overall quality under all levels of management tested—including Golf Course Fairway, Sports Turf, Residential, and under traffic and wear. Home Run achieves this performance by providing a medium dark green, finer textured compact turf that greens up early in spring and holds its color throughout the growing season.

Home Run establishes and fills in quickly, retaining its density and percent cover thru the heat and drought stresses of summer. It scored the highest ratings in this regard.

Whether the situation calls for fairway cutting heights, sports turf activity, attractive residential turf, overseeding, or anything in between, look for Home Run. It's what you need to score.

BROAD BASED PERFORMANCE




Home Run perennial ryegrass ranks in the top NTEP grouping for overall quality under all levels of activity and fertility testing.

2004 NTEP, 2005 data 06-01. 1-9, 9 = best quality ● Denotes MVS Variety Ranking Denotes Top LSD Group Denotes Range of Values Measured

AREAS OF USE

- GOLF COURSE FAIRWAYS
- SPORTS TURF
- LANDSCAPE TURF
- TRAFFIC AREAS
- OVERSEEDING


EARLY GREENUP



Home Run starts its growing season early, crowding out weeds and producing a dense uniform stand.

2004 NTEP 06-01 1-9: 9 = earliest greenup

DENSITY



Home Run aggressively fills in and retains its density and ground cover during the heat and drought stresses of summer.

2004 NTEP 06-01 1-9: 9 = most dense

SEEDING AND OVERSEEDING Home Run readily establishes on loosened bare soil or after verticutting existing turf for renovation and overseeding. For typical new seeding applications, apply at a rate of 5-7 lbs per 1000 sq ft. Periodic reseeding at 3-5 lbs per 1000 sq ft maintains density for visual appearance and durability. For overseeding dormant warm season grasses, a rate of 30-40 lbs per sq ft is suggested for golf course greens. And 7-10 lbs per sq ft (300-450 lbs per acre) for tees, fairways, and roughs.

MAINTENANCE Home Run will form a tight knit turf under a broad range of soil types and environmental conditions, from full sun to medium shade. It will mow cleanly at heights of 1/2" and above. Due to its tillering ability and compact profile, Home Run can be maintained at fairway cutting heights when appropriate management practices are observed.

AUTHORIZED DEALER



PROGRESSIVE-RELIABLE-SERVICE DRIVEN.

We're anxious to put our experience and resources to work for you. Contact us today!

8955 Sunnyview Rd. NE Salem, OR 97305 • Phone: 503 588 7333

Fax: 503 587 8688 • Email: sales@mtviewseeds.com • www.mtviewseeds.com